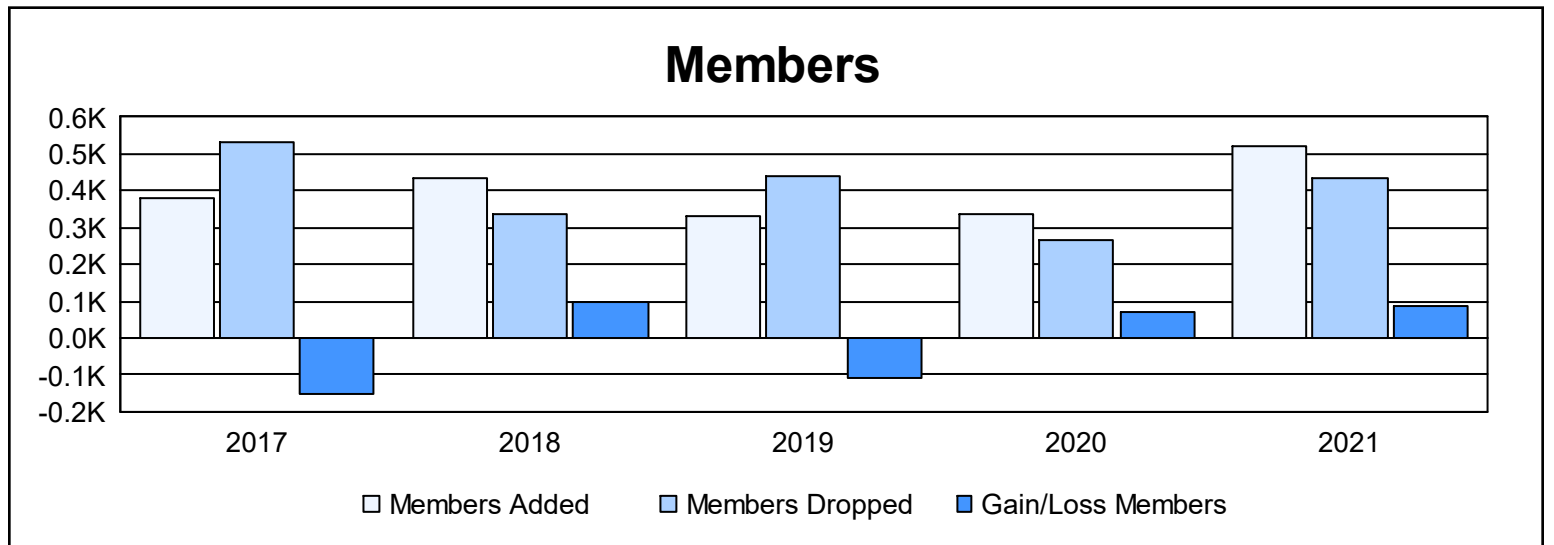
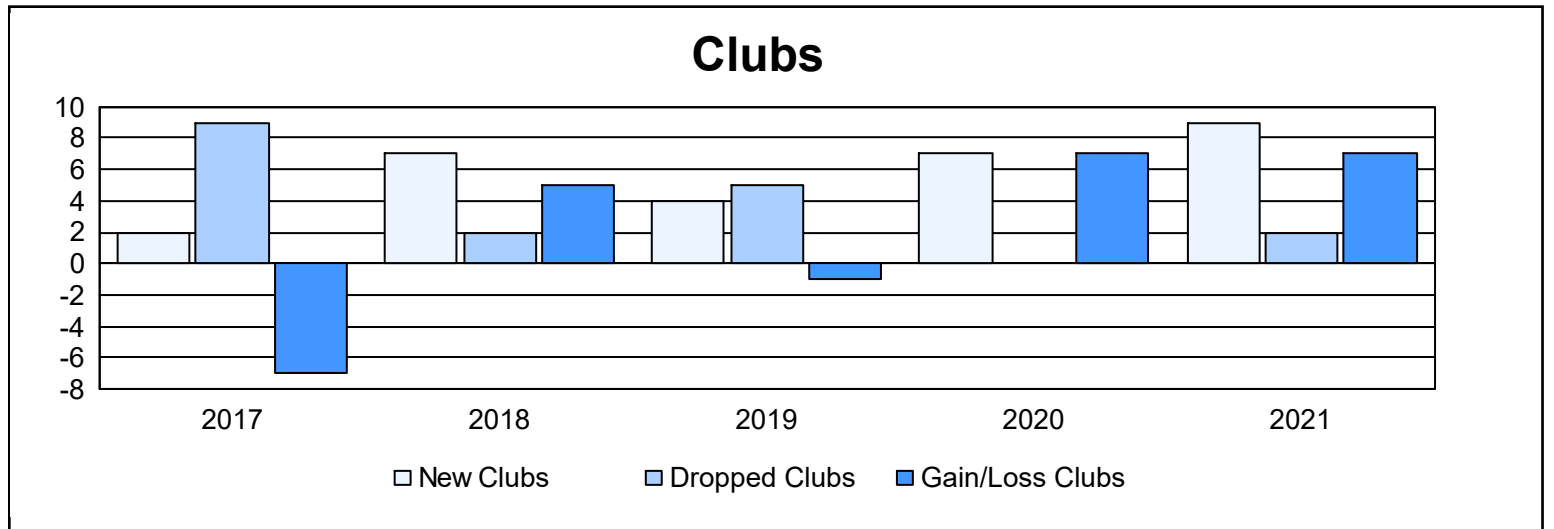
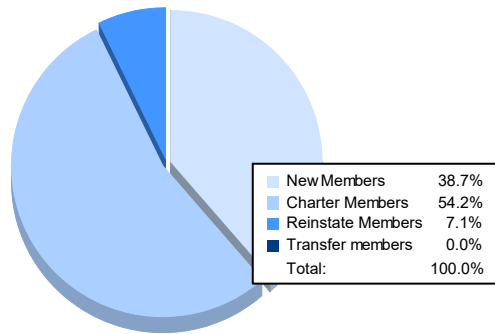


Year	New Clubs	Dropped Clubs	Gain/ Loss Clubs	New Members	Charter Members	Reinstate Members	Transfer Members	Total Member Added	Total Members Dropped	Gain/ Loss Members
2016-2017	2	9	-7	165	105	110	2	382	533	-151
2017-2018	7	2	5	170	233	28	5	436	338	98
2018-2019	4	5	-1	133	144	50	3	330	438	-108
2019-2020	7	0	7	119	205	14	1	339	266	73
2020-2021	9	2	7	202	283	37	0	522	436	86
<b>Average</b>	<b>6</b>	<b>4</b>	<b>2</b>	<b>158</b>	<b>194</b>	<b>48</b>	<b>2</b>	<b>402</b>	<b>402</b>	<b>0</b>



### Membership Composition June 2021 Cumulative



### Gender Composition June 2021 Cumulative

